

Led Premium Batten (I)

Elegant Design, Unique Light




Features

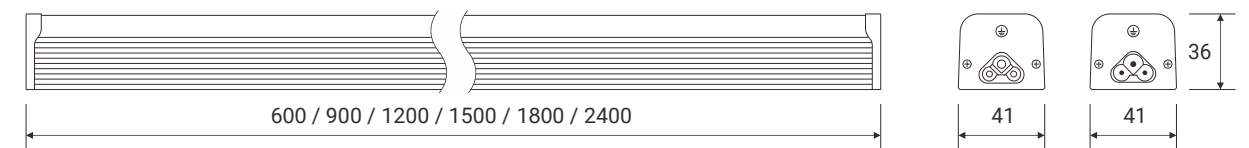
- ☑ Batten Lampshade
- ☑ Smooth And Uniform Light
- ☑ Connect Up To 600W
- ☑ Seamless / No-Dark Connection
- ☑ Patent Male-Female Linkable Design
- ☑ Excellent Heat Dissipation



- Seamless Connection
- CCT Adjustable
- On/Off Switch Option
- Straight Connector

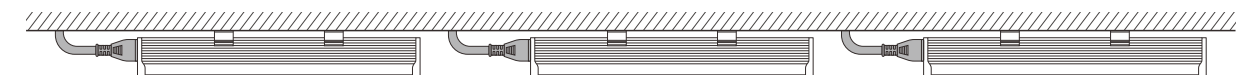


Product Line Drawing (Size:mm)

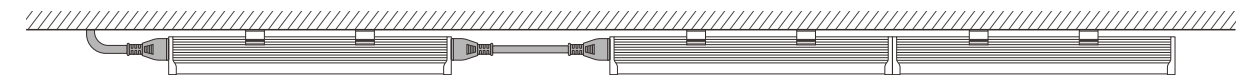


Wiring Method

Single Wired



Linkable



Product Specification

Material : AL+PC	Input Voltage : AC100-277V	CCT : <input type="checkbox"/> 3000K <input type="checkbox"/> 4000K <input type="checkbox"/> 5000K <input type="checkbox"/> 6000K
------------------	----------------------------	---

Model	Size	Power	PC Cover	Lumens (lm) ±10%	Package
LED-T5DL2-15WB	2ft	15W	Frosted	1650	710*260*180 (mm) 20pcs/ctn
LED-T5DL3-25WB	3ft	25W	Frosted	2750	1015*260*180 (mm) 20pcs/ctn
LED-T5DL4-30WB	4ft	30W	Frosted	3300	1310*260*180 (mm) 20pcs/ctn
LED-T5DL4-40WB	4ft	40W	Frosted	4400	1310*260*180 (mm) 20pcs/ctn
LED-T5DL5-40WB	5ft	40W	Frosted	4400	1645*210*180 (mm) 16pcs/ctn
LED-T5DL6-44WB	6ft	44W	Frosted	4840	1945*210*180 (mm) 16pcs/ctn
LED-T5DL8-60WB	8ft	60W	Frosted	6600	2445*160*146 (mm) 9pcs/ctn

Applications: Warehouses, Factories, Hangar, Shopping malls, Office, Hotel, Garage, etc